

Of the majority of the players who dropped out did they have common characteristics ? e.g.

What you see are the most common reasons to quit playing football for boys. In the header the age groups are displayed and in the first column the most common reasons. The percentages in the table display the frequency of the mentioned reason and whether this differs significantly from other age groups (displayed by the numbers).

BOYS		1.	2.	3.	4.	5.	6.	7.	8.	9.	10.	11.	12.
		Minipupillen (5-6 jaar) (n=29)	F-pupillen (7-8 jaar) (n=143)	E-pupillen (9-10 jaar) (n=164)	D-pupillen (11-12 jaar) (n=207)	C-junioren (13-14 jaar) (n=212)	B-junioren (15-16 jaar) (n=204)	A-junioren (17-18 jaar) (n=186)	Eerstejaars senioren (19 jaar) (n=67)	20-24 jaar (n=151)	25-34 jaar (n=281)	35-44 jaar (n=266)	45+ (n=276)
Didn't like it anymore	%	62%	74%	63%	54%	68%	76%	50%	36%	18%	14%	8%	8%
	Verschil	8,9,10,11,12	3,4,7,8,9,10,11,12	2,6,8,9,10,11,12	2,5,6,8,9,10,11,12	4,8,9,10,11,12	7,8,9,10,11,12	2,6,8,9,10,11,12	1,2,3,4,5,6,7,9,10,11,12	1,2,3,4,5,6,7,11,12	1,2,3,4,5,6,7,11,12	1,2,3,4,5,6,7,8,9,10	1,2,3,4,5,6,7,8,9,10
Negative atmosphere in team	%	4%	31%	40%	59%	63%	56%	41%	30%	30%	25%	17%	14%
	Verschil	2,3,4,5,6,7,8,9,10,11,12	1,4,5,6,11,12	1,4,5,6,11,12	1,2,3,7,8,9,10,11,12	1,2,3,7,8,9,10,11,12	1,2,3,7,8,9,10,11,12	1,4,5,6,9,10,11,12	1,4,5,6,11,12	1,4,5,6,7,11,12	1,4,5,6,7,11,12	1,2,3,4,5,6,7,8,9,10	1,2,3,4,5,6,7,8,9,10
Injury	%	0%	2%	3%	9%	14%	19%	25%	37%	47%	58%	70%	66%
	Verschil	3,4,5,6,7,8,9,10,11,12	4,5,6,7,8,9,10,11,12	1,4,5,6,7,8,9,10,11,12	1,2,3,6,7,8,9,10,11,12	1,2,3,4,7,8,9,10,11,12	1,2,3,4,8,9,10,11,12	1,2,3,4,5,9,10,11,12	1,2,3,4,5,6,10,11,12	1,2,3,4,5,6,7,10,11,12	1,2,3,4,5,6,7,8,10,11	1,2,3,4,5,6,7,8,9,10	1,2,3,4,5,6,7,8,9
Chose to play another sport	%	60%	68%	60%	57%	42%	33%	23%	11%	25%	30%	20%	10%
	Verschil	5,6,7,8,9,10,11,12	4,5,6,7,8,9,10,11,12	5,6,7,8,9,10,11,12	5,6,7,8,9,10,11,12	1,2,3,4,7,8,9,10,11,12	1,2,3,4,7,8,11,12	1,2,3,4,5,6,8	1,2,3,4,5,6,7,9,10,12	1,2,3,4,5,8,10	1,2,3,4,5,8,9,11,12	1,2,3,4,5,6,10	1,2,3,4,5,6,10
Chose for other activities (not sport)	%	42%	36%	32%	37%	44%	37%	36%	24%	35%	34%	20%	23%
	Verschil	12	12	5,12	8,12	3,8,10,11,12	8,12	12	4,5,6	12	12	5	1,2,3,4,5,6,7,9,10
Didn't like my teammates	%	15%	31%	44%	60%	55%	45%	40%	31%	25%	20%	14%	9%
	Verschil	2,3,4,5,6,7	1,3,4,5,6,10,11,12	2,4,5,9,10,11,12	1,2,3,6,7,8,9,10,11,12	1,2,3,7,8,9,10,11,12	1,2,4,8,9,10,11,12	1,4,5,9,10,11,12	4,5,6,11,12	3,4,5,6,7,11,12	2,3,4,5,6,7,12	2,3,4,5,6,7,8,9	2,3,4,5,6,7,8,9,10,11
Didn't like the quality of the training	%	15%	33%	38%	47%	50%	48%	43%	33%	25%	19%	10%	8%
	Verschil	2,3,4,5,6,7,8	1,4,5,6,10,11,12	1,5,6,9,10,11,12	1,2,8,9,10,11,12	1,2,3,8,9,10,11,12	1,2,3,8,9,10,11,12	1,9,10,11,12	1,4,5,6,10,11,12	3,4,5,6,7,11,12	2,3,4,5,6,7,8,11,12	2,3,4,5,6,7,8,9,10	2,3,4,5,6,7,8,9,10
To much attention was paid to the high teams (instead of to my team)	%	0%	26%	40%	40%	47%	50%	44%	37%	32%	21%	11%	17%
	Verschil	2,3,4,5,6,7,8,9,10,11,12	1,3,4,5,6,7,11,12	1,6,10,11,12	1,2,10,11,12	1,2,9,10,11,12	1,2,3,9,10,11,12	1,2,9,10,11,12	1,10,11,12	1,5,6,7,10,11,12	1,3,4,5,6,7,8,9,11	1,2,3,4,5,6,7,8,9,10	1,2,3,4,5,6,7,8,9
Didn't like all the yelling and aggression on the pitch	%	4%	20%	33%	45%	38%	45%	35%	24%	23%	26%	28%	28%
	Verschil	2,3,4,5,6,7,8,9,10,11,12	1,3,4,5,6,7	1,2,4,6	1,2,3,7,8,9,10,11,12	1,2,8,9,10,11,12	1,2,3,7,8,9,10,11,12	1,2,4,6,9	1,4,5,6	1,4,5,6,7	1,4,5,6	1,4,5,6	1,4,5,6
Had to pay more attention to school	%	0%	2%	8%	16%	44%	44%	63%	67%	50%	17%	9%	8%
	Verschil	3,4,5,6,7,8,9,10,11,12	3,4,5,6,7,8,9,10,11,12	1,2,4,5,6,7,8,9,10	1,2,3,5,6,7,8,9,11,12	1,2,3,4,7,8,10,11,12	1,2,3,4,7,8,10,11,12	1,2,3,4,5,6,9,10,11,12	1,2,3,4,5,6,9,10,11,12	1,2,3,4,7,9,10,11,12	1,2,3,5,6,7,8,9,11,12	1,2,3,4,5,6,7,8,9,10	1,2,3,4,5,6,7,8,9,10

Of the majority of the players who dropped out did they have common characteristics ? e.g.

What you see are the most common reasons to quit playing football for **girls**. In the header the age groups are displayed and in the first column the most common reasons. The percentages in the table display the frequency of the mentioned reason and whether this differs significantly from other age groups (displayed by the numbers).

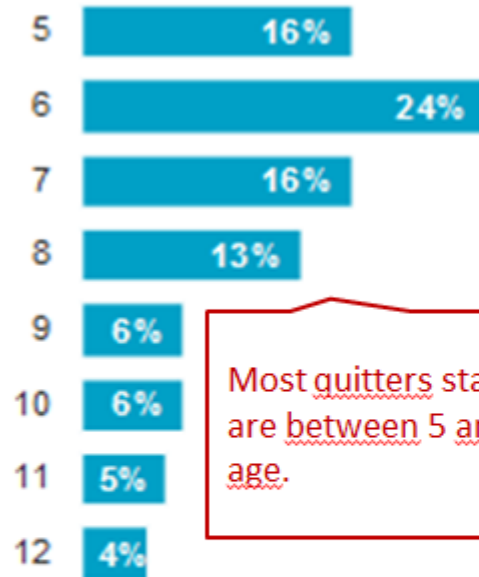
GIRLS		Minipupillen (5-6 jaar) (n=11)	F-pupillen (7-8 jaar) (n=55)	E-pupillen (9-10 jaar) (n=54)	D-pupillen (11-12 jaar) (n=55)	C-junioren (13-14 jaar) (n=87)	B-junioren (15-16 jaar) (n=97)	A-junioren (17-18 jaar) (n=127)	Eerstejaars senioren (19 jaar) (n=47)	20-24 jaar (n=126)	25-34 jaar (n=126)	35-44 jaar (n=29)	45+ (n=20)
Negative atmosphere in team	%	0%	26%	32%	43%	55%	51%	56%	56%	38%	33%	18%	26%
	Vershil	2,3,4,5,6,7,8,9,10,11,12	1,5,6,7,8	1,5,6,7,8	1,11	1,2,3,9,10,11,12	1,2,3,10,11,12	1,2,3,9,10,11,12	1,2,3,9,10,11,12	1,5,7,8,11	1,5,6,7,8	1,4,5,6,7,8,9	1,5,6,7,8
Had to pay more attention to school	%	0%	1%	4%	16%	46%	63%	64%	69%	55%	17%	11%	0%
	Vershil	4,5,6,7,8,9,10	4,5,6,7,8,9,10	4,5,6,7,8,9,10	1,2,3,5,6,7,8,9,12	1,2,3,4,6,7,8,10,11,12	1,2,3,4,5,10,11,12	1,2,3,4,5,10,11,12	1,2,3,4,5,10,11,12	1,2,3,4,10,11,12	1,2,3,5,6,7,8,9,12	5,6,7,8,9	4,5,6,7,8,9,10
Didn't like it anymore	%	79%	54%	62%	51%	63%	56%	49%	33%	12%	7%	4%	11%
	Vershil	7,8,9,10,11,12	8,9,10,11,12	8,9,10,11,12	9,10,11,12	7,8,9,10,11,12	8,9,10,11,12	1,5,9,10,11,12	1,2,3,5,6,9,10,11,12	1,2,3,4,5,6,7,8	1,2,3,4,5,6,7,8	1,2,3,4,5,6,7,8	1,2,3,4,5,6,7,8
Didn't like my teammates	%	14%	31%	36%	39%	53%	43%	44%	38%	34%	26%	18%	21%
	Vershil	4,5,6,7	5	-	1,11	1,2,9,10,11,12	1,10,11,12	1,10,11,12	11	5	5,6,7	4,5,6,7,8	5,6,7
Injury	%	0%	4%	7%	11%	18%	31%	42%	58%	57%	40%	54%	58%
	Vershil	3,4,5,6,7,8,9,10,11,12	5,6,7,8,9,10,11,12	1,6,7,8,9,10,11,12	1,6,7,8,9,10,11,12	1,2,6,7,8,9,10,11,12	1,2,3,4,5,8,9,11,12	1,2,3,4,5,9	1,2,3,4,5,6,10	1,2,3,4,5,6,7,10	1,2,3,4,5,8,9	1,2,3,4,5,6	1,2,3,4,5,6
Chose to play another sport	%	79%	76%	71%	56%	46%	21%	23%	22%	22%	21%	7%	21%
	Vershil	5,6,7,8,9,10,11,12	4,5,6,7,8,9,10,11,12	5,6,7,8,9,10,11,12	2,6,7,8,9,10,11,12	1,2,3,6,7,8,9,10,11,12	1,2,3,4,5,11	1,2,3,4,5,11	1,2,3,4,5	1,2,3,4,5,11	1,2,3,4,5,11	1,2,3,4,5,6,7,9,10	1,2,3,4,5
Didn't like the quality of the training	%	0%	20%	23%	27%	35%	40%	43%	27%	35%	26%	14%	32%
	Vershil	2,3,4,5,6,7,8,9,10,11,12	1,5,6,7,9	1,6,7	1,7	1,2,11	1,2,3,10,11	1,2,3,4,8,10,11	1,7	1,2,11	1,6,7	1,5,6,7,9	1
Chose for other activities (not sport)	%	71%	40%	41%	41%	45%	25%	29%	31%	27%	24%	25%	16%
	Vershil	2,3,4,6,7,8,9,10,11,12	1,10,12	1,6,10,12	1,6,10,12	6,7,9,10,11,12	1,3,4,5	1,5	1	1,5	1,2,3,4,5	1,5	1,2,3,4,5
To much attention was paid to the high teams (instead of to my team)	%	7%	16%	25%	31%	30%	30%	32%	36%	28%	29%	29%	11%
	Vershil	4,5,6,7,8,9,10	4,5,6,7,8,10	-	1,2,12	1,2,12	1,2,12	1,2,12	1,2,12	1,12	1,2,12	-	4,5,6,7,8,9,10
I wish I was better than I actually am	%	36%	27%	35%	31%	34%	26%	15%	24%	27%	25%	18%	5%
	Vershil	12	12	7,12	7,12	7,12	7,12	3,4,5,6,9,10	12	7,12	7,12	-	1,2,3,4,5,6,8,9,10

the month in which they were born

	Boys 5-12 yrs (n=26920)	Boys 13-18 yrs (n=32245)	Girls 5-12 yrs (n=4071)	Girls 13-18 yrs (n=8859)
January	7.7%	8.2%	8.8%	8.4%
February	7.4%	7.8%	7.7%	8.0%
March	7.6%	8.1%	7.6%	8.3%
April	7.4%	8.0%	6.9%	8.4%
May	7.6%	8.3%	7.7%	7.8%
June	7.6%	8.4%	7.2%	7.7%
July	9.7%	9.1%	9.0%	8.7%
August	9.5%	8.3%	10.8%	8.2%
September	9.4%	8.7%	8.8%	8.4%
October	9.0%	8.7%	9.0%	8.6%
November	8.5%	8.2%	8.5%	9.3%
December	8.5%	8.3%	8.0%	8.3%

the length of time they were registered

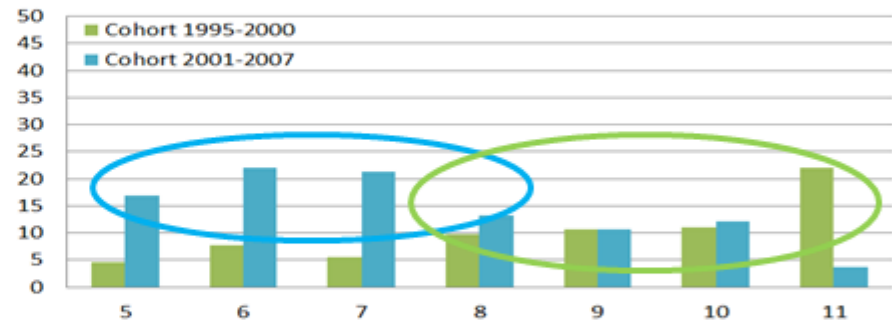
At what age did you start playing football?



Most quitters start when they are between 5 and 8 years of age.

There is a trend that also girls start early nowadays in the comparison between two age cohorts.

% meisjes dat lid wordt naar 2 verschillende cohorten



	Male (n=2.133)	Female (n=391)
Start age	8	11
Quit age	22	18

Girls start playing football at later age and quit when they are younger when compared to boys. Girls often start because of a family member who already plays football. Boys most often start playing football because of their friends.

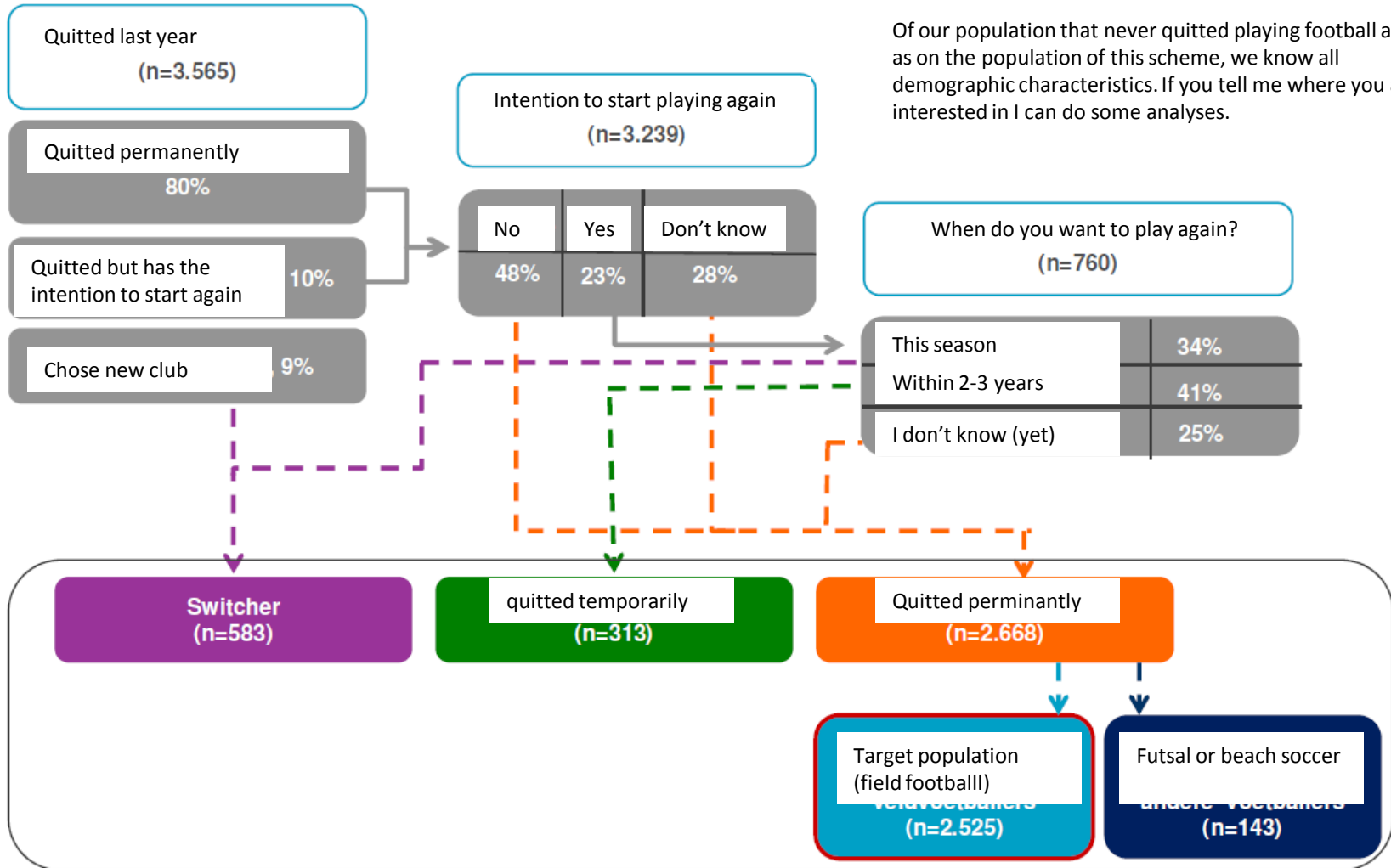
the type of club where they were registered (e.g. single or mixed sex)

- In the Netherlands there is no such thing as the type of club. What we do have is whether girls play in teams with only girls in a mixed competition or whether girls play in a girls' competition or whether they play between boys.
- There are clubs that don't have girls within their clubs, but these clubs are rather scarce at the moment.
- We know from all girls within our quitting data whether they have played with girls or in mixed teams or competitions.
- We didn't ask the boys whether or not they were part of a club with or without girl teams.
- So, is there anything you would like to know based on the above mentioned information?

Is there any data on the characteristics who continued to play ?

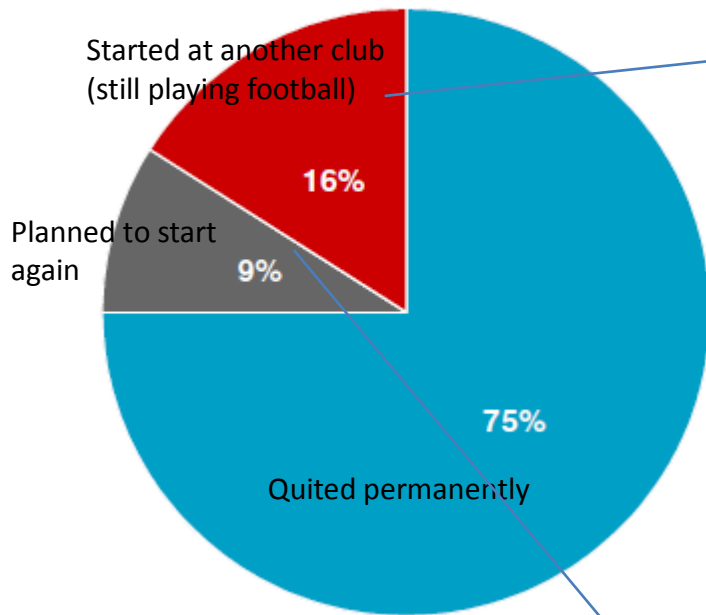
As the target population were permanently quitted field football players, we didn't analyse the data of those who decided to continue. If you want to, we can do some more analyses but this will take time.

Of our population that never quitted playing football as well as on the population of this scheme, we know all demographic characteristics. If you tell me where you are interested in I can do some analyses.



Is there any data on the characteristics of players who dropped out and then returned to play?

Type uitstroomer
(Basis: Totale steekproef, n=3.565)



Most important reasons for quitting

1. Not motivated anymore
2. Quality of training
3. Bad communication of the club
4. Moved home
5. bad atmosphere in team

Most important reasons for quitting

1. Not motivated anymore
2. lacking time
3. didn't like football anymore
4. bad atmosphere in team
5. injury

Most important reasons for quitting

1. Lack of time
2. Had to spend time at school
3. Not motivated anymore
4. Injury
5. bad atmosphere in team

! Results of the total population not specifically youth. Further analyses are possible but will take time.