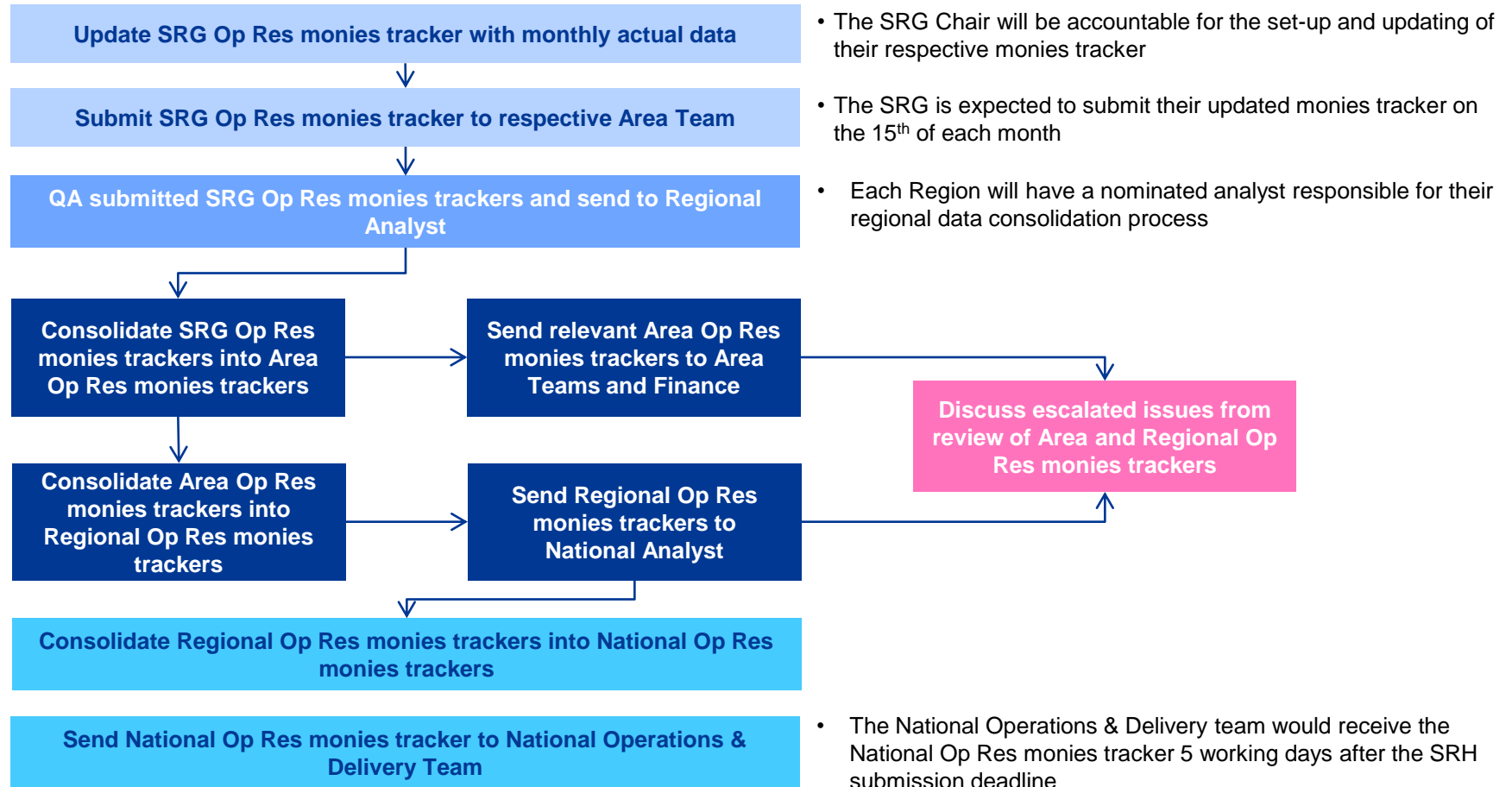







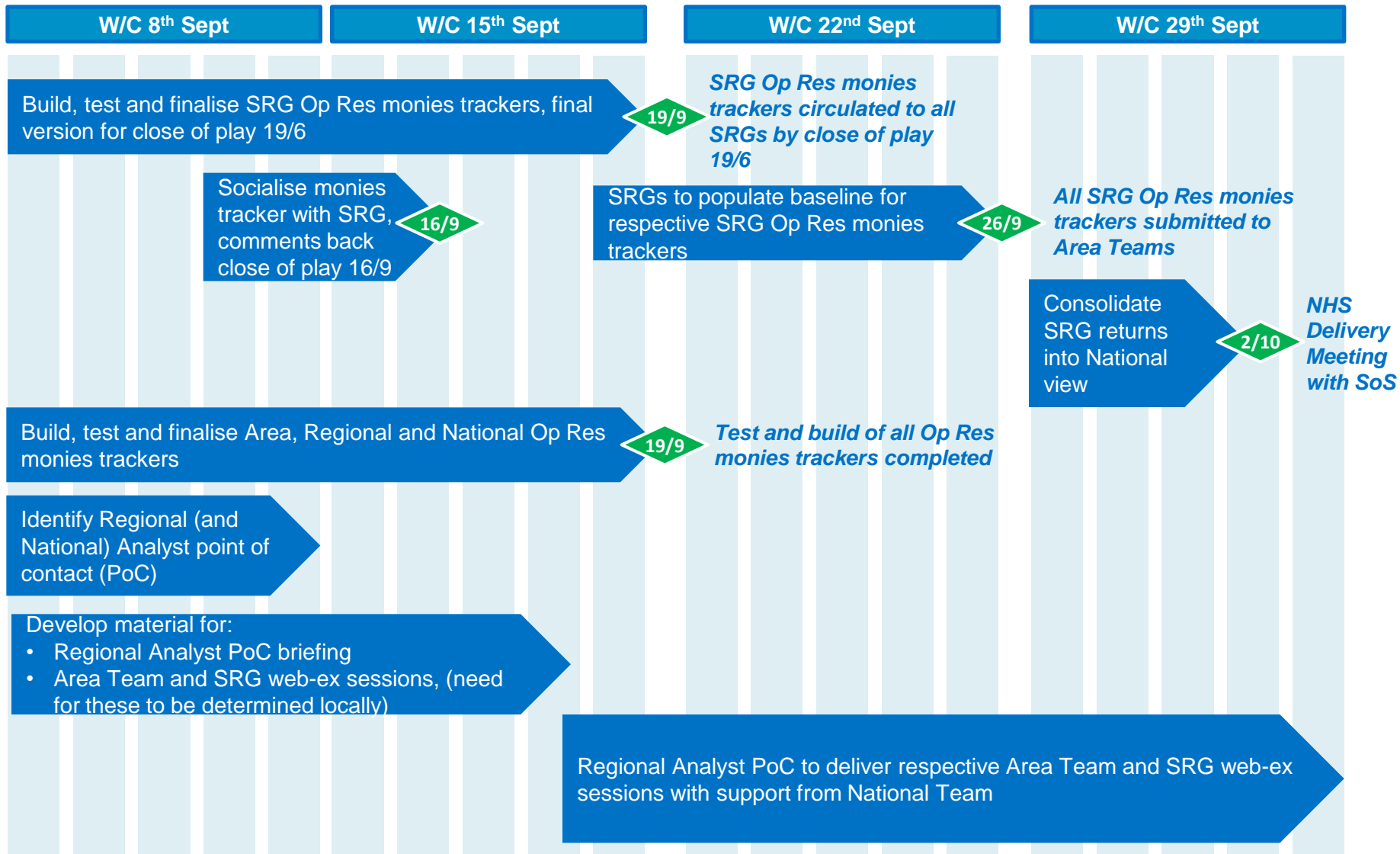
Operational Resilience Monies Tracker Continuous Management Process



KEY:

 System Resilience Group (SRG)	 Regional Analyst PoC	 Regional Tripartite Group
 Area Teams	 National Analyst PoC	

Operational Resilience Monies Tracker Roll Out Plan



Operational Resilience Monies Tracker Drop Down Lists

Funding Stream	Organisation	Target Area	Main KPI
<ul style="list-style-type: none"> Operational Resilience 	<ul style="list-style-type: none"> CCG 	<ul style="list-style-type: none"> RAT model 	<ul style="list-style-type: none"> 4 Hour Waits
<ul style="list-style-type: none"> Mental Health 	<ul style="list-style-type: none"> Acute Trust Community Care Provider Local Authority Mental Health Provider Ambulance Service 	<ul style="list-style-type: none"> RAID model Hear&Treat and See&Treat Access to primary care in A&E 7-day cross-system working Facilitating and minimising delayed discharge Commissioning alternatives for high-risk patients, and appropriate data-sharing Preventing admissions from residential and nursing homes Acute Capacity 	<ul style="list-style-type: none"> RTT Incomplete Pathways RTT Non Admitted RTT Admitted Emergency Bed Numbers