Ages 5-7

All Clay

Pinch, push, and shape potter's clay into a variety of fun pieces. Projects will range from functional cups and bowls to animals and abstract sculptures. *Class size: 6 students.*

June 16-20 (Week 2) 9:30-12:30
July 14-18 (Week 6) 9:30-12:30
August 11-15 (Week 10) 9:30-12:30

Art Explorer

Explore a variety of fun art forms by sculpting in clay, painting on canvas, and completing projects in textile and paper arts. You will work on a new project each day, so this is a great way to sample a few of our camps. *Class size: 6 students.*

June 30-July 3 (Week 4) 9:30-12:30
(No camp on July 4)

July 28-August 1 (Week 8) 9:30-12:30

Printmaking

Have a blast learning the basic techniques of printmaking. Using everything from tennis balls to fruits and vegetables, and even bubbles, you will explore various types of monoprinting on paper and fabric. *Class size: 6 students.*

June 23-27 (Week 3) 1:30-4:30

Kinetic Art

Kinetic art is art in motion. Create colorful masterpieces each day from a variety of different materials. Then, make them spin, rock, and fly. *Class size: 6 students.*

August 4-8 (Week 9) 9:30-12:30

Ages 8-12

Acrylic Painting

Learn the basics of painting while exploring the medium of acrylic paint. We will learn color theory and the principals of design while painting a variety of subject matter including a self-portrait, still life, landscape and abstract art. *Class size: 8 students.*

June 9-13 (Week 1) 9:30-12:30

Art Journals

Make a creative space to sketch, write, paint, and collage. Bind paper into a journal and experiment with a variety of creative techniques to fill it. Leave camp with finished journals ready to capture everyday inspiration. *Class size: 8 students.*

June 9-13 (Week 1) 1:30-4:30

Throwing on the Wheel

Using the potter's wheel, learn the technique of shaping clay into decorative and functional pottery. Finish by trimming and painting your thrown pieces. Experienced students are welcome and will continue to improve their skills. *Class size: 10 students.*

June 9-13 (Week 1) 1:30-4:30
June 16-20 (Week 2) 1:30-4:30
June 23-27 (Week 3) 1:30-4:30
July 7-11 (Week 5) 1:30-4:30
July 14-18 (Week 6) 1:30-4:30
July 21-25 (Week 7) 1:30-4:30
July 28-August 1 (Week 8) 1:30-4:30
August 11-15 (Week 10) 1:30-4:30

Glass Art, Warm & Cold

Explore glass fusing and mosaic design to make a variety of glass pieces. Use colorful glass shapes to create decorative and functional objects, including window ornaments, a fused glass dish, and wearable jewelry. *Class size: 8 students.*

June 16-20 (Week 2) 1:30-4:30
July 14-18 (Week 6) 1:30-4:30
August 11-15 (Week 10) 1:30-4:30

Printmaking



Explore cool techniques to make images on paper and fabric. Learn the process behind making monoprints, as well as how to make and print with linoleum blocks. And, make a screen printed T-shirt to wear. *Class size: 8 students.*

June 23-27 (Week 3) 1:30-4:30

Pottery & Clay Sculpture

Make imaginative sculptures and pots using the versatile and tactile medium of potter's clay. Explore the traditional techniques used in hand-building and modeling, and finish with painted underglazes. Projects will range from functional pots to representative or abstract sculptural art. *Class size: 12 students.*

June 30-July 3 (Week 4)1:30-4:30 (No camp on July 4)
August 4-8 (Week 9) 1:30-4:30

Reuse, Repurpose, Recreate

Have fun using objects you can find at home to create whimsical artworks. Projects will range from useful objects like a hanging light fixture made from milk jugs to strictly decorative pieces such as a stained glass window using grocery bags. *Class size: 8 students.*

June 30-July 3 (Week 4) 1:30-4:30 (No camp on July 4)

Textile Art & Design

Dye it, weave it, felt it: discover techniques that fiber artists and textile designers use to manipulate fibers and fabrics. Make both 2D and 3D pieces. *Class size: 8 students.*

July 7-11 (Week 5) 9:30-12:30

Drawing

Learn to draw from life. Begin with simple shapes and work up to more complicated subjects in a variety of media like charcoal, pencil, and pastels. *Class size: 8 students.*

July 21-25 (Week 7) 1:30-4:30

Kinetic Art

Kinetic art is art in motion. Create colorful masterpeices that spin, rock and fly, and study famous artists like Alexander Calder. *Class size: 8 students.*

August 4-8 (Week 9) 1:30-4:30



Watercolor

Learn basic techniques to working with water color. Paint both abstract and representational artworks. Impress your family and friends with hand-painted cards, as well as larger paintings to hang on the wall. Drawing skills are not required for this class. *Class size: 8 students.*

August 11-15 (Week 10) 1:30-4:30

Ages 13+

Throwing on the Wheel

Using the potter's wheel, learn the technique of shaping clay into decorative and functional pottery. Finish by trimming and painting your thrown pieces. Experienced students are welcome and will continue to improve their skills. *Class size: 10 students.*

June 9-13 (Week 1) 1:30-4:30
June 16-20 (Week 2) 1:30-4:30
June 23-27 (Week 3) 1:30-4:30
July 7-11 (Week 5) 1:30-4:30
July 14-18 (Week 6) 1:30-4:30
July 21-25 (Week 7) 1:30-4:30
July 28-August 1 (Week 8) 1:30-4:30
August 11-15 (Week 10) 1:30-4:30

Jewelry & Metalsmithing

Cut, shape, hammer, texture, solder, and patina metal into wearable jewelry. Make rings, pendants, and bracelets out of copper and bronze using simple hand tools, ending the week with an introduction to soldering. Important studio safety precautions will be covered daily. Students repeating this camp will have the opportunity to practice and advance their design skills; advanced projects will vary. *Class size: 5 students.*

Week 1 June 9-13 1:30-4:30
Week 2 June 16-20 1:30-4:30
Week 3 June 23-27 1:30-4:30

Oil Painting

Manipulate colorful oil paints into impressive works on canvas. Learn color mixing, composition, and value to paint both abstract works and realistic subjects. Work on your own level with much individualized attention from the instructor. *Class size: 8 students.*

June 16-20 (Week 2) 1:30-4:30

Glass Art, Warm & Cold

Explore glass fusing and mosaic design to make a variety of glass pieces. Use colorful glass shapes to create decorative and functional objects, including window ornaments, a fused glass dish, and wearable jewelry. *Class size: 8 students.*

June 23-27 (Week 3) 1:30-4:30
July 28-August 1 (Week 8) 1:30-4:30

Textile Art & Design

Dye it, weave it, felt it: Explore techniques that fiber artists and textile designers use to manipulate fibers and fabrics. Make both 2D and 3D pieces. *Class size: 8 students.*

July 7-11 (Week 5) 9:30-12:30

Bookbinding

Learn the art of making books by hand. Go through the complete process of making two different styles of books, from the sewing of the signatures (book pages) to making book covers using cloth, marbleized paper, or other materials. Create lasting handbound books to use for sketching and writing. *Class size: 8 students.*

Week 6 July 14-18 1:30-4:30

Drawing

To draw is to see. Learn to draw objects and human figures from life, while exploring proportion, gesture, shading, composition, and value. Use charcoal, conte sticks, pencil, ink, and water soluble graphite to produce representational and abstract artworks. *Class size: 8 students.*

July 21-25 (Week 7) 1:30-4:30

Watercolor

Delve into this delicate medium, producing impressive watercolor paintings, as well as greeting cards and collages. Learn techniques like wet-on-wet and dry brush, as well as several fun tricks to produce textures. Drawing skills are not essential for this class. *Class size: 8 students.*

July 28-August 1 (Week 8) 1:30-4:30

Hands On Art

An Exhibition of Young Artists at the Craft Guild

The Craft Guild is delighted to recognize and celebrate the wonderful artwork created by the participants in the 2014 Summer Camps. Each Young Artist will have one entry selected per camp for this exhibition.

The exhibition and reception for the artists, their families, and friends will take place Sunday, September 14th, 2013, 2:30 p.m. – 4:30 p.m.

Camp Registration & Information

Weekly Summer Camps: June 9 through August 15, 2014

Early Registration Discount*: $205

*Register by April 30th 2014

Regular Registration: $225 after April 30th

Cost is per week-long, half-day camp and includes tuition, supplies & Addison building fee.

Due to the 4th of July holiday, Week 4 camps are four days long. Cost for Week 4 is reduced to **$184**, or **$164** for early registration by April 30th, 2014.

Camp size is limited, please register promptly. Registration for camps will be open up to 10 days prior to the start of each camp unless filled. Late registration may not be accepted due to necessary camp preparations. Registration may be made in person or via phone, email or mail. A registration form may be obtained from our website.

Full payment is due upon enrollment. Withdrawals must be made 30 days prior to the start of camp. A $25 processing fee will be charged for withdrawals made within 30 days of camp start date. Payment cannot be pro-rated or refunded for missed days.

Camp Attire. Part of the fun of camp is getting messy! Students should wear old clothing and closed-toe shoes.

Each camp will break for 15 minutes daily. Please provide your student with a small snack and drink.

Clay and some glass artwork will be kiln-fired by instructors. The Craft Guild will notify you via email when the fired pieces are ready to pick up.

Early Registration Discount*

$205

*Register by April 30th 2014

Regular Registration is

$225

Photo Credits: Jan Haig, Megan Talley

©2014 Craft Guild of Dallas

The Craft Guild

Teaching the Arts Since 1948

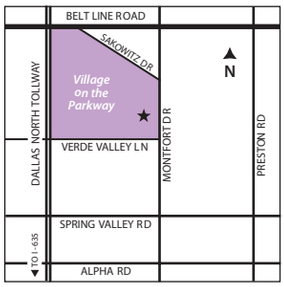

5100 Belt Line Road
Suite 400
Dallas, TX 75254

Main: 972-490-0303
Fax: 972-490-0304

info@craftguildofdallas.com

About the Craft Guild of Dallas

The Craft Guild of Dallas is a 501(c)(3) non-profit organization dedicated to providing arts and craft instruction since 1948. We offer year-round classes and workshops for adult students, from the beginner to the advanced, taught in the disciplines of metalsmithing, pottery, glass, bookbinding, painting, drawing, and in other traditional arts Students of all ages explore and create in our new, professionally-equipped studios.

Store & Office Hours

Monday - Friday: 10:00 a.m. - 6:00 p.m.
Saturday: 10:00 a.m. - 5:00 p.m.

For more about us, visit:
www.craftguildofdallas.com

Summer Camps for Young Artists

at the Craft Guild of Dallas

Weekly Classes for Ages 5 through Teens
June 9 - August 15, 2014

The Craft Guild

Teaching the Arts Since 1948