



Constant Contact Survey Results

Survey Name: African Holistic Health Chapter of NY - Survey

Response Status: Partial & Completed

Filter: None

4/22/2014 5:06 PM EDT

We are always in the process of updating our email list & contact information. Please let us know if ✖ there are any changes in your contact information. We want to make sure our subscribers are receiving snail mail and email correspondence. We do not share or sell contact information to a third party, no worries !!!

| Answers | Number of Response(s) |
|---------------------------------|-----------------------|
| First Name | 30 |
| Last Name | 30 |
| Home Phone | 30 |
| Email Address | 30 |
| Address 1 | 30 |
| City | 30 |
| State/Province (US/Canada) | 30 |
| Postal Code | 30 |
| Country | 30 |
| Birthday | 30 |

*Please select the Certification Courses of interest to you for 2014.

| Answer | 0% | 100% | Number of Response(s) | Response Ratio |
|---|----|------|-----------------------|----------------|
| Beginner Reflexology Certification | | | 11 | 33.3 % |
| Advanced Reflexology Certification | | | 3 | 9.0 % |
| Beginner Holistic Health Certification Training | | | 8 | 24.2 % |
| Advanced Holistic Health Certification Training | | | 3 | 9.0 % |
| EFT Certification Training | | | 5 | 15.1 % |
| Khamitic Yoga Teacher Certification | | | 2 | 6.0 % |
| Disaster & Preparedness Certification Training | | | 8 | 24.2 % |
| Beginner Iridology Certification Training | | | 4 | 12.1 % |
| Beginner, Intermediate or Advanced Astrology Training | | | 3 | 9.0 % |
| Raw Food Preparation Certification | | | 11 | 33.3 % |
| No Interest in Certification Trainings | | | 11 | 33.3 % |
| Other | | | 6 | 18.1 % |
| Totals | | | 33 | 100% |

*Please select Workshops, Seminars & Support Groups you are of interested in.

| Answer | 0% | 100% | Number of Response(s) | Response Ratio |
|--|----|------|-----------------------|----------------|
| Vegetarian Food Preparation | | | 17 | 53.1 % |
| Season Detox & Support Group | | | 14 | 43.7 % |
| Monthly EFT Healing Circles | | | 6 | 18.7 % |
| Crystal & Chakra Workshop | | | 12 | 37.5 % |
| Magnets & Pyramids Workshop | | | 5 | 15.6 % |
| Sacred Women Circles & Support Group | | | 11 | 34.3 % |
| Divine Sacred King Man Circles & Support Group | | | 3 | 9.3 % |
| Anatomy & Physiology with Dr. Llaila Afrika | | | 6 | 18.7 % |
| Free Monthly Open House Events | | | 22 | 68.7 % |
| Raw Food Preparation | | | 13 | 40.6 % |
| No Interested in any courses listed above | | | 1 | 3.1 % |
| Other | | | 2 | 6.2 % |
| Totals | | | 32 | 100% |

*Please select what Scholars you are most interested in for seminars, workshops or lecture(s) in 2014?

| Answer | 0% | 100% | Number of Response(s) | Response Ratio |
|----------------------------------|----|------|-----------------------|----------------|
| Dr. Llaila O. Afrika | | | 17 | 54.8 % |
| Dr. Paul Goss | | | 3 | 9.6 % |
| Dr. Asar Hapi | | | 3 | 9.6 % |
| Dr. Aris Latham | | | 4 | 12.9 % |
| Queen Afua | | | 13 | 41.9 % |
| Dr. Deanna Hope-Felix (Nalonnie) | | | 6 | 19.3 % |
| Dr. Hankh Rising Sun | | | 5 | 16.1 % |
| Sista Stephanie Alston-Nero | | | 4 | 12.9 % |
| Dr. Wayne Chandler | | | 2 | 6.4 % |
| Dr. Yirser Ra Hotep | | | 4 | 12.9 % |
| Dr. Herman Smalls | | | 2 | 6.4 % |
| Dr. Akua Gray | | | 5 | 16.1 % |
| Baaba Heru | | | 2 | 6.4 % |
| Dr. Ramin Heru (Gregory Felix) | | | 6 | 19.3 % |
| Baaba Pa-Ur | | | 4 | 12.9 % |
| Dr. Djehuty Ma'at Ra | | | 7 | 22.5 % |
| Dr. Bob Law | | | 8 | 25.8 % |
| Dr. Ray Hagins | | | 6 | 19.3 % |
| Elder Mfundishi Jhutym Salim | | | 3 | 9.6 % |
| GrandMaster Kham | | | 2 | 6.4 % |
| Other | | | 6 | 19.3 % |
| Totals | | | 31 | 100% |

*Please select which Workshops that strongly address your wellness needs.

| Answer | 0% | 100% | Number of Response(s) | Response Ratio |
|---|----|------|-----------------------|----------------|
| Meditation & Chakra Wellness | | | 16 | 48.4 % |
| Aromotherapy & Sound Healing | | | 17 | 51.5 % |
| Prostate & Andropause Wellness for Men | | | 5 | 15.1 % |
| Impotence & Infertility Wellness | | | 3 | 9.0 % |
| Natural Child Birth & Midwifery Training | | | 3 | 9.0 % |
| Womb Wellness for Women | | | 5 | 15.1 % |
| Men's Life Support Circles | | | 5 | 15.1 % |
| Holistic Body Building | | | 11 | 33.3 % |
| Live Cell Analysis Education | | | 6 | 18.1 % |
| Virtual Grodery Store Tours | | | 4 | 12.1 % |
| Alkaline Water Education | | | 7 | 21.2 % |
| Blood Type Education & Wellness | | | 8 | 24.2 % |
| Gardening for Beginners | | | 7 | 21.2 % |
| Benefits of Accupuncture, Reflexology & Iridology | | | 16 | 48.4 % |
| Wellness Film Screenings & Field Trips | | | 13 | 39.3 % |
| Colon Health & Wellness | | | 12 | 36.3 % |
| No interest in any courses listed above | | | 0 | 0.0 % |
| Other | | | 4 | 12.1 % |
| Totals | | | 33 | 100% |
















***Indicate which event(s) you enjoyed most in 2013?**

| Answer | 0% | 100% | Number of Response(s) | Response Ratio |
|---|----|------|-----------------------|----------------|
| Brooklyn Academy of Music's Dance Africa Festival | | | 11 | 33.3 % |
| African International Arts Festival | | | 8 | 24.2 % |
| Kowteff Juneteenth Festival | | | 2 | 6.0 % |
| Harlem Week | | | 19 | 57.5 % |
| New Life Expo | | | 7 | 21.2 % |
| Circle of Sistas | | | 9 | 27.2 % |
| NYC Black Expo | | | 6 | 18.1 % |
| AfroPunk | | | 1 | 3.0 % |
| NYC Marathon | | | 0 | 0.0 % |
| Sickle Cell Walk | | | 1 | 3.0 % |
| Apollo's Harlem Healthy Soul Festival | | | 4 | 12.1 % |
| Dance Theatre of Harlem Street Festival | | | 7 | 21.2 % |
| Atlantic Antic | | | 0 | 0.0 % |
| No interest in any event listed above | | | 2 | 6.0 % |
| Other | | | 6 | 18.1 % |
| Totals | | | 33 | 100% |













***Select the Newsletter content you enjoy most.**

| Answer | 0% | 100% | Number of Response(s) | Response Ratio |
|------------------------------------|----|------|-----------------------|----------------|
| Wellness Articles | | | 27 | 84.3 % |
| YouTube University Wellness Videos | | | 14 | 43.7 % |
| Arts & Entertainment | | | 15 | 46.8 % |
| Chapter Feedback | | | 8 | 25.0 % |
| Political Events & Commentary | | | 9 | 28.1 % |
| Condolences, Sick & Shut-in | | | 7 | 21.8 % |
| Membership Drive | | | 6 | 18.7 % |
| New Member Welcome | | | 7 | 21.8 % |
| Other | | | 4 | 12.5 % |
| Totals | | | 32 | 100% |

* From our Chapter Website, which pages do you find most useful? Feel free to suggest a new page for us to add.

| Answer | 0% | 100% | Number of Response(s) | Response Ratio |
|--|--|------|-----------------------|----------------|
| Home Page (Newsletter Archives, Facebook, Twitter links) |  | | 15 | 45.4 % |
| Join the Chapter |  | | 6 | 18.1 % |
| Member Wellness Centers |  | | 16 | 48.4 % |
| Health Foods Store |  | | 17 | 51.5 % |
| Health Food Dining |  | | 17 | 51.5 % |
| Chapter Gift Shop |  | | 7 | 21.2 % |
| Chapter Book Store |  | | 8 | 24.2 % |
| Schedule of Classes |  | | 21 | 63.6 % |
| Wellness Animation for Children |  | | 6 | 18.1 % |
| Chapter Wellness Store Page 1 & 2 |  | | 10 | 30.3 % |
| Green Pages |  | | 8 | 24.2 % |
| Photo Gallery |  | | 11 | 33.3 % |
| Our History |  | | 10 | 30.3 % |
| Life Sciences (Modalities) |  | | 8 | 24.2 % |
| Other |  | | 2 | 6.0 % |
| Totals | | | 33 | 100% |

* Which Borough or State is most convenient for you to attend an event?

| Answer | 0% | 100% | Number of Response(s) | Response Ratio |
|--|---|------|-----------------------|----------------|
| The Bronx |  | | 17 | 51.5 % |
| Brooklyn |  | | 14 | 42.4 % |
| Manhattan |  | | 20 | 60.6 % |
| Long Island |  | | 2 | 6.0 % |
| New Jersey |  | | 7 | 21.2 % |
| Connecticut |  | | 1 | 3.0 % |
| Staten Island |  | | 2 | 6.0 % |
| Queens or Nassau County |  | | 3 | 9.0 % |
| Mount Vernon or Yonkers |  | | 7 | 21.2 % |
| I live in none of the States or Boros listed |  | | 1 | 3.0 % |
| I live outside the Continental United States |  | | 1 | 3.0 % |
| Other |  | | 1 | 3.0 % |
| Totals | | | 33 | 100% |

*Please select the learning environment that suits you best.

| Answer | 0% | 100% | Number of Response(s) | Response Ratio |
|--|----|------|-----------------------|----------------|
| Live Classes (In person) | | | 15 | 45.4 % |
| Virtual (online via internet) | | | 10 | 30.3 % |
| Combination of both with a support group | | | 23 | 69.6 % |
| Other | | | 1 | 3.0 % |
| Totals | | | 33 | 100% |

*How has the information from the bi-monthly newsletter made a positive impact on your life, family & community?

31 Response(s)

*Would you be interested in attending a Chapter Regional Conference?

| Answer | 0% | 100% | Number of Response(s) | Response Ratio |
|--|----|------|-----------------------|----------------|
| Quarterly Regional (Fall, Winter, Spring & Summer) | | | 10 | 31.2 % |
| Bi Annual Regional (Spring & Fall) | | | 12 | 37.5 % |
| Annual Basis (Fall) | | | 11 | 34.3 % |
| Other | | | 2 | 6.2 % |
| Totals | | | 32 | 100% |

*If you are a subscriber, would you be interested in Chapter Membership for 2013/2014.

31 Response(s)