



**The Pine Needle Quilt Shop**  
429 First Street  
Lake Oswego, OR 97034  
504-635-1353

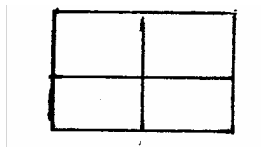
## Patchwork Heart Quilt Square

Finished Block: 8" square

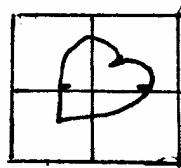
Fabric Requirements:

- 4-4 1/2" x 4 1/2" squares from different fabric
- 1 -8 1/2" x 8 1/2" background square

To make the heart, sew the four 4 1/2" squares together as shown using a 1/4" seam allowance.



Place the heart template over the four patch squares lining up the marks on the template to the horizontal seam.



Cut out the heart.

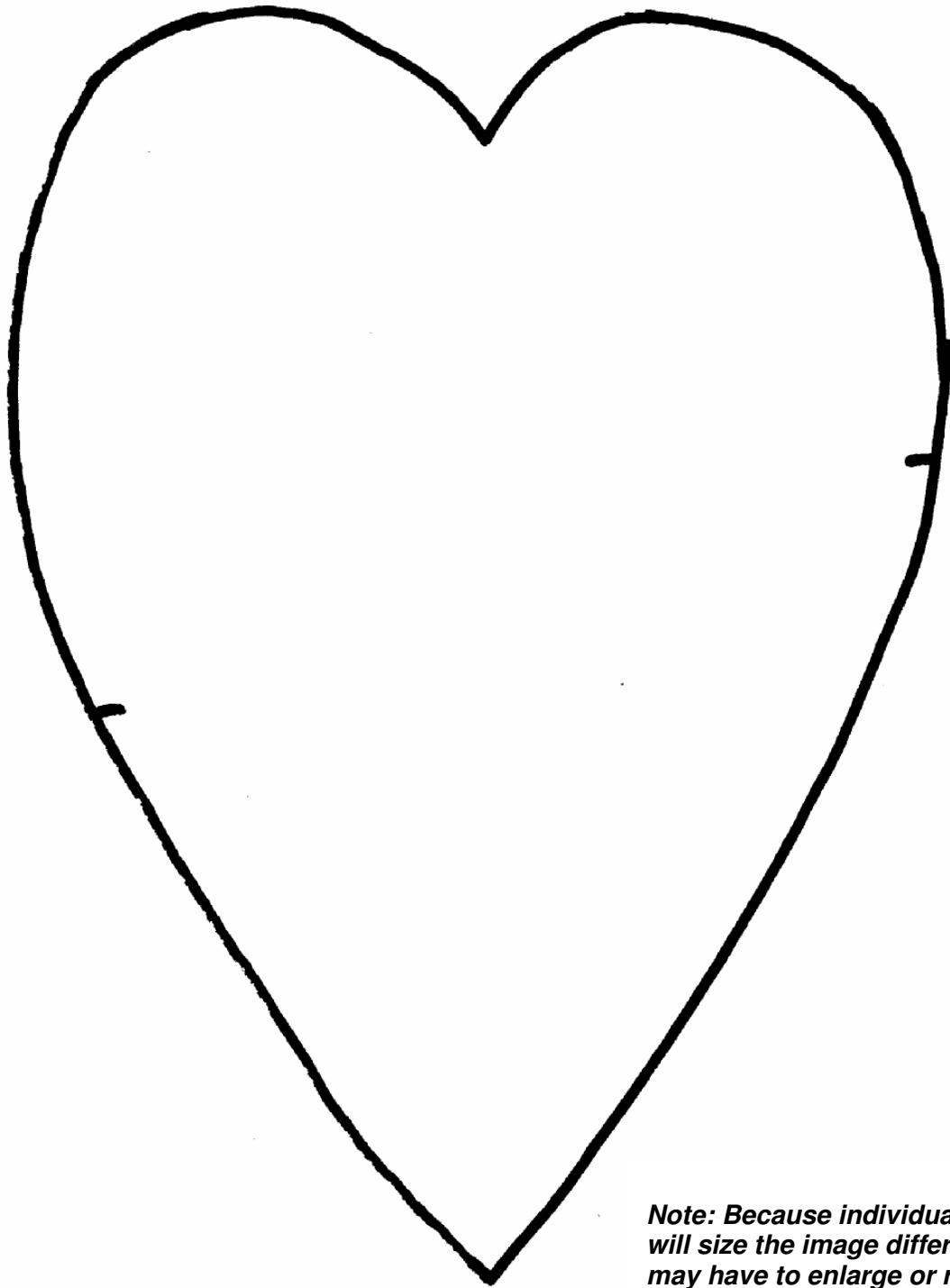
Center the heart on the background fabric.

Appliqué around the outside edge of the heart using a button-hole stitch, by hand or by machine.

Embroider the seams by hand or by using decorative stitches on your machine.

### **Copyright Notice**

This pattern is copyright of The Pine Needle Quilt Shop © 2012 All rights reserved. You may print or download to a local hard disk extracts for your personal and non-commercial use only. You may not, except with our express written permission, distribute or commercially exploit the content. Nor may you transmit it or store it in any other website or other form of electronic retrieval system.



***Note: Because individual printers will size the image differently, you may have to enlarge or reduce to fit the 7 1/2" square. The heart measures 7 3/8" by 5 1/2".***