Roof Top Freestanding Counterweight Anchor

SAFE AND VERSATILE

The Roof Top Freestanding Counterweight Anchor does not require attachment to a working surface and provides a safe and versatile fall arrest rated tie-off point!

- **Non-penetrating design** does not attach to the working surface, reducing the possibility of damage
- **Built-in shock absorbing post** provides added safety to user and structure
- Fall arrest and restraint rated for one worker for **jobsite versatility**
- **Swiveling D-ring** integrated into the assembly allows the worker to move freely 360°
- Approved for use on these roof types: concrete, bitumen membrane, asphalt sanded and asphalt stone chippings
- PVC-coated Base Plates offer increased durability, longevity, and slip resistance
- Ideal for use on flat surfaces up to a maximum of 5 degrees slope/pitch
- Counterweights are 45 lbs. (20.3kg) each and come with an **integral carrying handle** for easy transport and set-up
- **Lifting Kit is available for easy relocation** of the Counterweight System on a roof

DBI SALA®

Roof Top Freestanding Counterweight Anchor

SAFE AND SECURE ANCHOR

The freestanding counterweight anchor provides a tie-off point for personnel performing work on flat roofs or structures. The anchor is fall arrest rated and can be used as a single anchor point system. After set-up, simply attach your shock absorbing lanyard, self retracting lifeline or rope grab and lifeline and you are ready to go.

NON-PENETRATING DESIGN

This anchor is a counterweight type, simply placed on top of the working surface. The anchor's freestanding design installs without penetrating the roof sheathing or surface, saving valuable time and money. In addition, the design reduces the possibility of surface damage, roof leaks and voided roof warranties.

SPECIALIZED LOAD DISTRIBUTING DESIGN

This anchor incorporates a revolutionary shock absorbing system called SpiraTech™. The SpiraTech™ post (with tie-off point) has an integral energy absorber that deploys in a controlled manner to absorb the forces generated during a fall. This specialized design provides added safety to the attached worker and better distributes the forces to the anchor and structure. By limiting the forces this way, the integrity of the roof is also preserved.

EASY INSTALLATION

Installation of the anchor system is simple, fast and efficient. Due to its modular design, the installer will never have to lift more than 45 lbs. (20.3kg). The entire system can be lifted by forklift or crane with our uniquely designed lifting kit and set into place for instant use.

Counterweight Anchor:

2100185: Roof Top Freestanding Counterweight Anchor, includes: four rubber coated 45 lb. (20.3kg) plates, twelve 45 lb. (20.3kg) plates, Roof Top Anchor with swiveling D-ring
7200439: Single counterweight only, 45 lbs. (20.3kg)
2104190: Counterweight Anchor Lifting Kit Assembly

COUNTERWEIGHT SYSTEM ASSEMBLY STEPS

1 Align rubberized plates into square pattern using notches

2 Install the "L" bolts into the slots of the rubberized plates

3 Stack plates (weights) over bolts and onto rubberized plates

4 Set post and base onto the "L" bolts and plates

5 Install the remaining four plates and tighten bolts/nuts

6 Ready to use in conjunction with a lanyard, self-retracting lifeline, or rope and rope grab

COUNTERWEIGHT LIFTING KIT ASSEMBLY STEPS



1 Align rubberized plates into square pattern using notches

2 Install the "U" bolts into the slots of the rubberized plates

3 Place baseplate over first row of plates (weights) through "U" bolts and place 2 rows of plates (weights) over baseplate

4 Set post and base onto the "U" bolts, and remaining row of plates (weights) through "U" bolts and over base



5 Attach lifting sling brackets to "U" bolts and tighten



6 Must hook carabiner diagonally so that it underhooks both straps

7 Counterweight is now ready to be lifted to new location and used

capital SAFETY

Capital Safety

USA: 800 328 6146
Canada: 800 387 7484

www.capitalsafety.com info@capitalsafety.com

SPECIFICATIONS:

Counterweight Plates: cast iron, galvanized • ***Rubberized Plates:*** PVC coated cast iron • ***"L" Bolts:*** carbon steel, galvanized • ***Roof Post and Base:*** Post: aluminum (anodized silver), Base: steel (sheradized) • ***Swiveling D-ring:*** forged steel, zinc plated • ***Lifting Kit:*** polyester webbing with steel brackets (zinc plated) • ***Standards:*** meets EN 795:1996 Class E requirements.